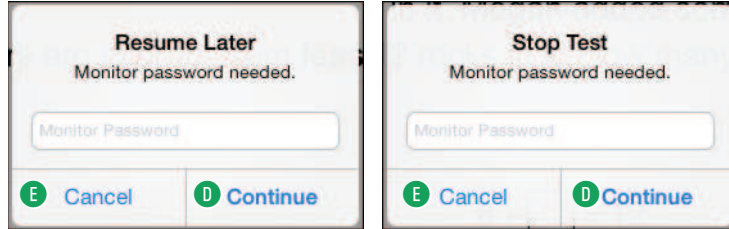


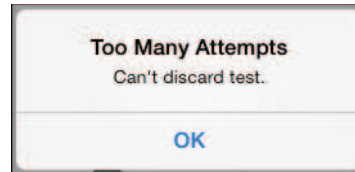
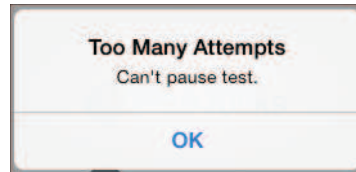
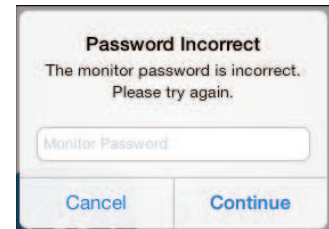
3. Whether you choose **Resume Later** or **Stop Test**, you will need to enter the monitor password; type the monitor password and tap **Continue** **D** to stop or pause the test, or tap **Cancel** **E** to go back to the test.



**To find the monitor password**, see the *Testing Password preference (page 188)*. You may not need to use the monitor password to start a test, but you always need to use it to stop, pause, or resume a test.

- You cannot substitute your Renaissance Place password for the monitor password.
- If you forget to enter a password before tapping **Continue**, or if you enter the wrong password, you can try again.

However, if you enter the wrong password three times in a row, you will not be able to pause or stop the student's test. Check the Testing Password preference (see page 188) to make sure you are using the correct monitor password.



Once the correct monitor password is entered, the test is paused or stopped



The test is paused.



The test is over.

STAR Math doesn't record scores for incomplete tests (stopped and unfinished), but it does note the total number of incomplete tests for each student in the Test Activity Report (see page 170).

## Resuming an Unfinished Test

An unfinished test can be resumed if the test was interrupted in one of the following ways:

- If the test was intentionally paused by the teacher or test monitor (see pages 42 and 43).
- If the student lost connection to the server or accidentally closed the browser or App during the test.

**Notes:**

- An unfinished test can only be resumed within eight days of the interruption.
- A test can be paused and resumed repeatedly. When a test is resumed, the student returns to the same *place* in the test where the student left off (the same question number), but a different problem will be presented. This is done to prevent pausing the test in order to give a student more time to work on a problem.

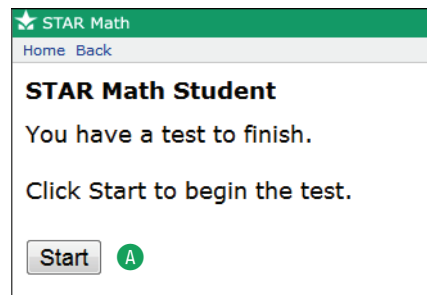
*Example:* On a Thursday afternoon, Lisa is taking a STAR Math test. She is on question 12 (a story problem) when she begins to feel ill. The teacher pauses the test and sends Lisa home. Lisa does not return to school until Monday; when she comes back, the teacher resumes the test. She continues the test, starting on question 12 where she left off, but question 12 is no longer the story problem she saw last Thursday; it has changed to a multiplication problem.

- A test can only be resumed on the platform on which it started. A test that was paused on a computer cannot be resumed on an iPad®, and vice-versa.
- STAR Math doesn't record scores for incomplete tests (stopped and unfinished), but it does record the total number of incomplete tests for each student in the Test Activity Report (see page 170).

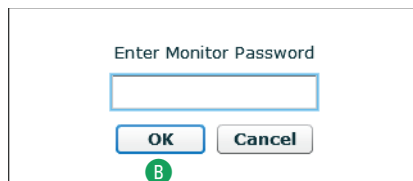
## Resuming an Unfinished Test on a Computer

1. Log in to the student program. See page 21.
2. The student will see a message on the STAR Math Student page reminding the student that he or she has an unfinished test.

The student clicks **Start** to resume the test **A**.

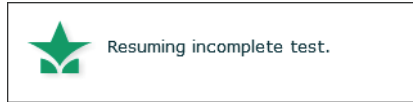


3. The teacher or test monitor should enter the monitor password and click **OK** **B**.



**To find the monitor password, see the Testing Password preference (page 188). You may not need to use the monitor password to start a test, but you always need to use it to stop, pause, or resume a test.**

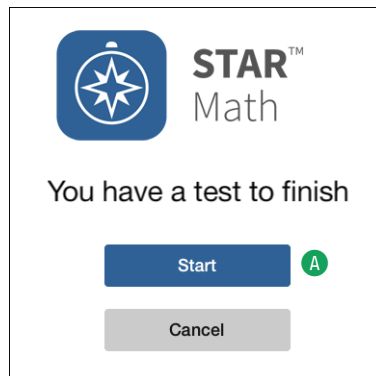
4. A message will confirm that the test is resuming, and then the student can finish taking the test.



## Resuming an Unfinished Test on an iPad®

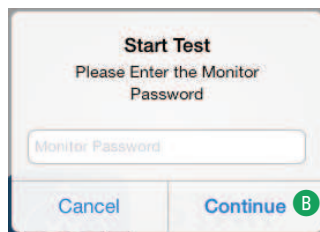
1. Log in to STAR Apps on iPad®. See page 21.
2. The student will see a message reminding the student that he or she has an unfinished test.

The student taps **Start** to resume the test **A**.



**To find the monitor password, see the Testing Password preference (page 188). You may not need to use the monitor password to start a test, but you always need to use it to stop, pause, or resume a test.**

3. The teacher or test monitor should enter the monitor password and tap **Continue** **B**.



4. A message will confirm that the test is resuming, and then the student can finish taking the test.

