

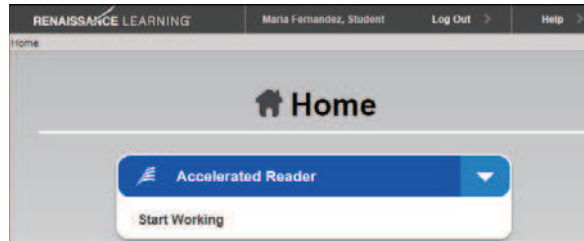
Using Accelerated Reader for Students



Software Requirements are higher for AR. For the

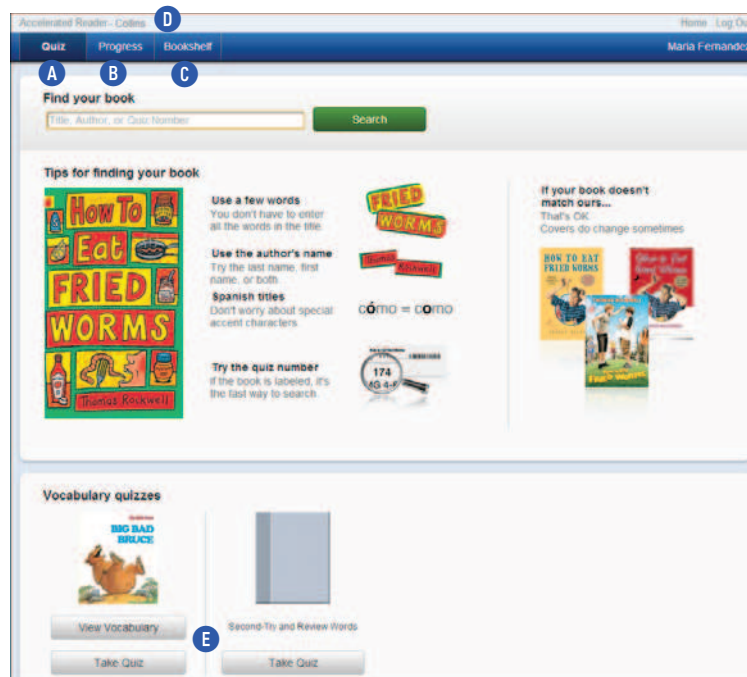
most up-to-date software, hardware, operating system, and browser requirements, visit www.renlearn.com/requirements. If you are using an unsupported browser, see page 216.

The improved AR Interface offers a fresh experience for students to take Accelerated Reader quizzes, view progress, and track books read and quizzes taken in Renaissance Place, all either on a computer or tablet that is 7 inches or larger.



Navigating AR

Students can use the tabs on the top of the screen to switch between the different views in the AR student portion.

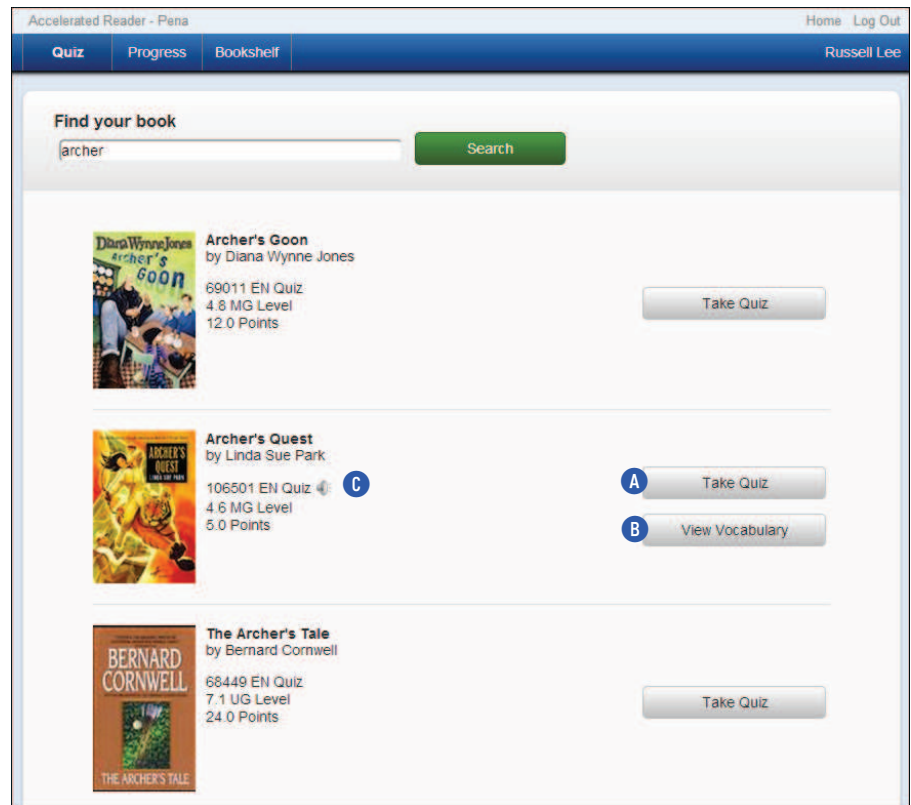


- A** Select **Quiz** to search for and take an Accelerated Reader Quiz.
- B** Select **Progress** to view student progress toward Reading Practice Goals, Reader Certification, and newly learned Vocabulary Practice words.
- C** Select **Bookshelf** to view a showcase (organized by month) of the books for which AR quizzes have been taken and the scores on each.
- D** Select the class name, if available, to change the class the student is working in.
- E** Select these links to take a Vocabulary Practice Quiz that matches a Reading Practice Quiz already taken, view vocabulary, or take a vocabulary review quiz.

How Students Search for Quizzes

After the student has logged in to Renaissance Place and selected **Start Working**, he or she will see the Quiz tab open and can type a keyword, book title, author, or quiz number to begin searching for a quiz to take. Tips are provided on the screen to help the student find the correct quiz quickly (as seen in the image on the previous page).

After the student types a search term and selects **Search**, the results display with the book cover image (for most Reading Practice, Vocabulary Practice, Literacy Skills Quizzes, and Other Reading Quizzes) and book details.



- A** The student can select **Take Quiz** to take the quiz for a book.
- B** If the title also has a Vocabulary Practice Quiz, the student can select **View Vocabulary** to see a list of the vocabulary words from the book.
- C** The speaker icon indicates that this quiz is available as a Recorded Voice Quiz.

How Students Take a Quiz

After the student has searched for a quiz and selected **Take Quiz**, he or she selects the quiz type, how the book was read, and the recorded voice option before starting the quiz.

Accelerated Reader

< Back Quiz Russell Lee

Archer's Quest
by Linda Sue Park

Quiz: 106501 EN Level: 4.6 MG
Points: 5.0

A What quiz type will you take?
Reading Practice ✓
Vocabulary Practice
Literacy Skills

B How did you read the book?
I was read to
I read with someone
I read by myself ✓

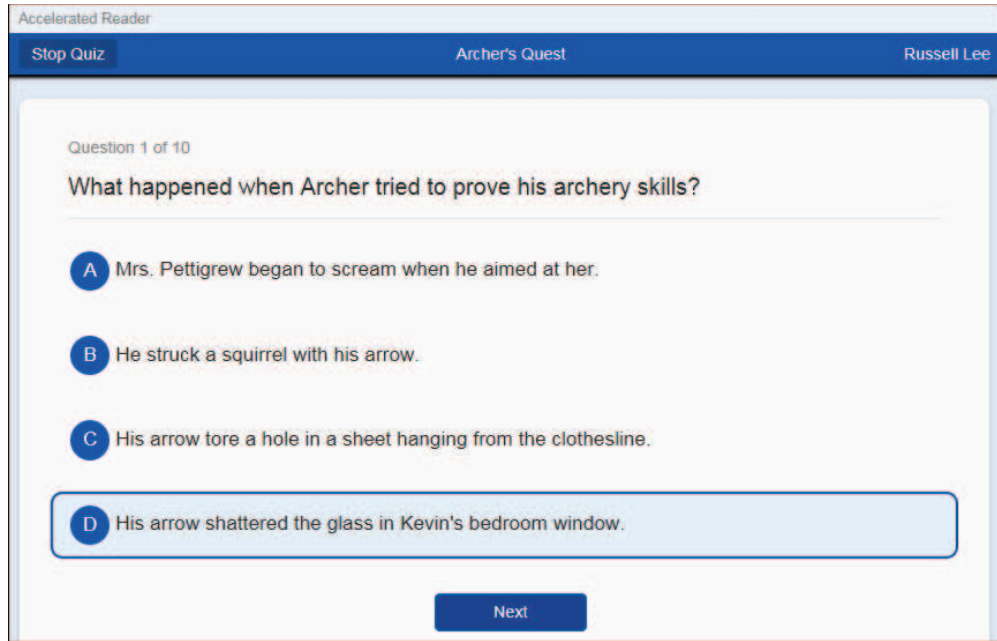
C Recorded Voice On ✓ Off

D Start Quiz

- A** The student selects what quiz type to take.
- B** The student selects how the book was read.
- C** If available, the student can select whether to hear the quiz read aloud by turning Recorded Voice on or off.
- D** The student selects **Start Quiz** to begin taking the quiz.
- E** The details about the book are listed to the left.



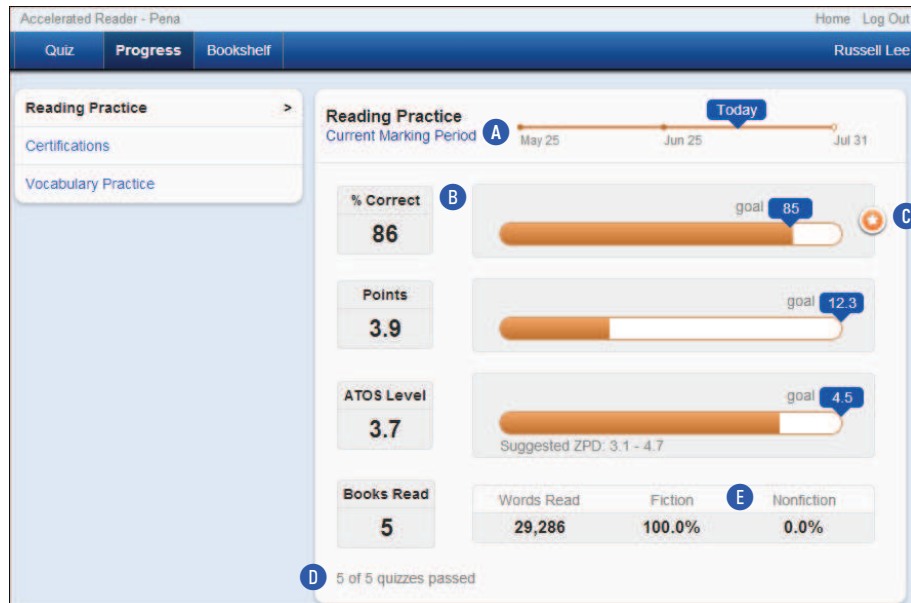
After the student clicks **Start Quiz**, the quiz questions come up. The student clicks the answer choices then clicks **Next** until the quiz is completed.



How Students View Progress on Quizzes Taken

After the student has logged in to Renaissance Place and selected **Start Working**, he or she can select **Progress** to view progress toward goals for the current marking period for both Reading Practice Quizzes taken, Certifications, and Vocabulary Practice Quizzes taken.

Reading Practice Quizzes Taken



- A This line chart shows today's date in the Current Marking Period selected and how much time remains in that Marking Period. The student can select **Current Marking Period** to choose a different marking period.
- B Reading Practice goals include average percent correct, total points, and average book level (if they are used). You will only see one book level (ATOS); if an alternate book level is used, it will replace the ATOS level.
- C A star means the student has met the goal.
- D Only passed quizzes count toward goals.
- E The percentage of fiction and nonfiction quizzes is based on points earned.

Certifications

Accelerated Reader - Pena Home Log Out

Quiz Progress Bookshelf Russell Lee

Reading Practice

Certifications A >

Vocabulary Practice

Certifications B

MP4 Mar 24 Apr 24 May 24

C Goal

Star Reader

- Read 3 books independently
- Select books level 4.0 or higher
- Worth 4 or more points per book

Started Tuesday, May 14, 2013

D Achieved

Advanced Reader(4) E

- Read 3 books independently
- Selected books level 3.0 or higher
- Worth 2 or more points per book

Wednesday, May 15, 2013

- A If the student has Reader Certification goals set, the student selects **Certifications** to see details about the progress on those Reader Certification(s) goals.
- B This line chart shows how much time remains in the chosen Marking Period. The student can select the link to choose a different marking period.
- C Only passed quizzes count toward goals.
- D The Achieved Goals are for the current school year.
- E A number after the certification means the student re-certified at that level that many times.

Vocabulary Practice Quizzes Taken

Accelerated Reader - Pena Home Log Out

Quiz Progress Bookshelf Russell Lee

Reading Practice
Certifications
Vocabulary Practice **A**

Vocabulary Practice **B**
MP4 Mar 24 Apr 24 May 24

C Words **30** **D** Grade Level **4.1** 5 quizzes taken
30 of 35 words learned


E

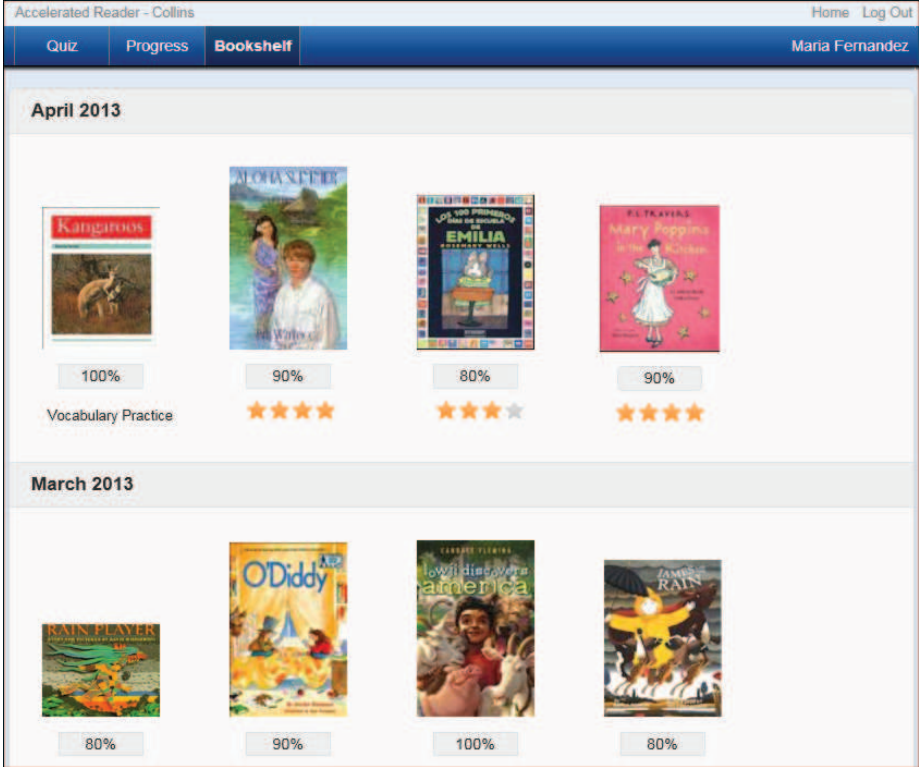
5 New Words	Grade Level
valise	9
collapsed	7 F
aliens	6
escorted	6
frail	6
wealthy	6
ceiling	5 F
clutching	5

- A** The student can select **Vocabulary Practice** to view progress on Vocabulary Practice quizzes.
- B** This line chart shows how much time remains in the chosen Marking Period. The student can select the link to choose a different marking period.
- C** These are the total words learned.
- D** This shows the average grade level of all the learned words.
- E** Words are sorted by grade level.
- F** Newly learned words are identified by the green circle.

How Students View Their Bookshelf and Scores on Quizzes Taken

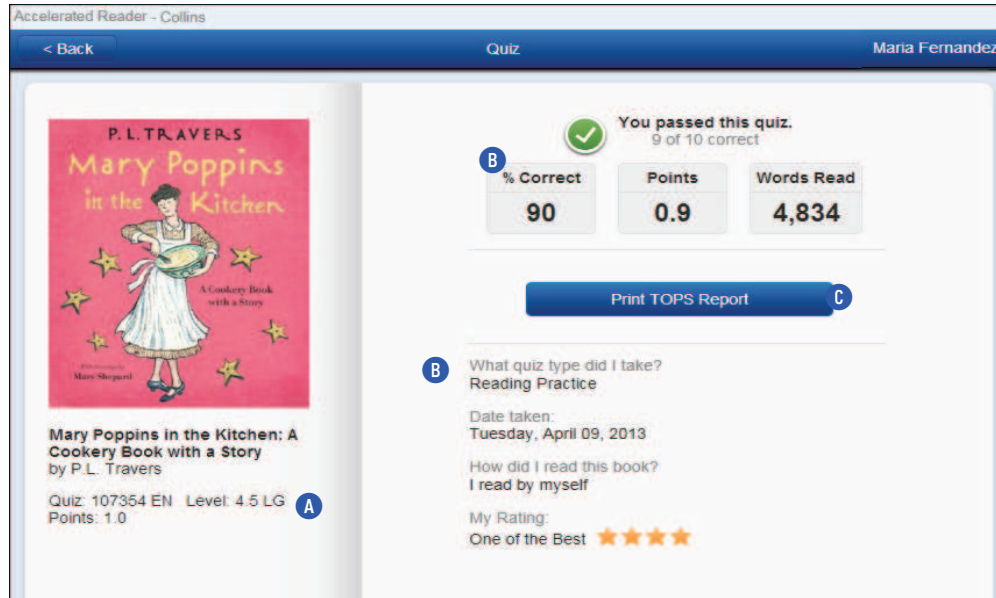
After the student has logged in to Renaissance Place and selected **Start Working**, he or she can select **Bookshelf** to view a showcase of all quizzes taken (organized by month with the most recent quizzes listed first) and the scores earned on each.

 **Book rating stars are hidden if the Book Rating Preference is turned off.**



Month	Book Title	Score	Stars
April 2013	Kangaroo	100%	None
	Mona Sinner	90%	4
	EMILIA	80%	4
	Mary Poppins	90%	4
March 2013	RAIN FLAYER	80%	None
	O'Diddy	90%	None
	Wildin' with America	100%	None
	JAMES RAIN	80%	None

When the student selects a book cover, more details about that book, the student's performance on the quiz, and the option to print the TOPS Report for the quiz are available.



- A** Depending on the quiz type, the student will see details about the book similar to what is shown here, such as title, author, quiz number, level, points, and whether it is fiction or nonfiction.
- B** These areas describe the student's performance on the quiz: how many questions the student answered correctly, the percent correct, the number of points earned, the number of words read, the quiz type, the date the quiz was taken, how the book was read, and how the student rated the book.
- C** The student can select **Print TOPS Report** to print the report for this quiz. A print dialog box will appear where the student can make selections to print the report or cancel to view the report without printing.